


# PARTS LIST

## ARO PNEUMATIC LOGIC CONTROL LOGIC ELEMENT

### CIRCUIT TOP PORTING BLOCK

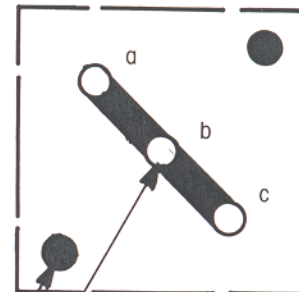
MODEL 59018

FORM 4438  
REV. 3/88



PIPE PORT 1/8-27 N.P.T.F.

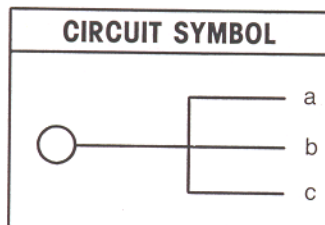
#### CIRCUIT PATTERN



(3) CIRCUIT HOLES

(2) MOUNTING HOLES

#### CIRCUIT SYMBOL



#### DESCRIPTION

The top porting block can be mounted anywhere on the circuit board. It provides one common pipe tap connection to three circuit points. Its main purpose is to avoid excessive pressure drop on distribution of supply to several logic elements. Three 35926 seals provide sealing between the circuit base plate and the bottom ports of the porting block. Two 59359 screws, two Y14-6-S washers, and two Y225-3-K nuts are used to attach the porting block to the circuit board.

#### PARTS LIST

